

# *User Manual*

# Activ'Press



*PRESSOTHERAPY device*

# Instructions for use & Technical description

**Please read these instructions carefully before using  
your new device!  
This manual is an integral part of the equipment and  
must be kept until it is destroyed.**

**If you have a problem or do not understand this manual,  
please contact your distributor (see stamp on the last page) or  
contact Électronique du Mazet at :**

**Tel: (33) 4 71 65 02 16 - Fax: (33) 4 71 65 06 55**

**Please return the warranty certificate on the last page of this  
manual within 15 days of installation or receipt.**

## 1 Presentation of the device

The device is intended for use in the following applications:

Treatment of the lower and upper limbs by applying a compressive movement to the tissue.

The computerised technology used in the device allows for ease of use and easy navigation through the menus.

The programs, predefined in the device, allow to perform most of the pneumatic drainage techniques such as :

Wellness: Relaxation  
water retention problems "Heavy legs"  
Recovery after exercise

For all these programmes, the parameters can be modified as follows:

- Exerted pressure (mmHg)
- Duration of treatment
- Treated area

These settings can be changed and saved via the tablet application.

The device allows the choice between 2 operating modes:

- Access according to preset, but changeable and recordable parameters  
This option allows for ease of use and provides a guarantee of safety for the user.
- Access via a tablet application to a personalised database where all parameters can be modified and saved.  
This option allows the programme to be adapted to a particular need.

## Table of Contents :

1	Introduction to the device.....	3
2	Description and technical information .....	5
2.1	Symbols used.....	6
2.2	Technical characteristics.....	7
2.2.1	General characteristics.....	7
2.2.2	Technical characteristics .....	7
2.2.3	Accessories .....	8
2.3	Nameplate label .....	8
2.3.1	Device type label .....	8
2.3.2	Nameplate accessories.....	9
3	Warnings .....	10
4	Precautions .....	11
4.1	Residual risks.....	11
4.1.1	Mains failure .....	11
4.1.2	Treated areas .....	11
5	Installation of the appliance .....	11
5.1	Functions and connections of the device :.....	12
6	User's Manual.....	12
6.1	Handling the device .....	12
6.1.1	Powering up / starting up.....	12
6.1.2	Stand-alone mode of operation .....	12
6.1.3	Operating mode with Activ'PRESS application .....	13
6.2	Contraindications.....	13
7	Maintenance, servicing.....	13
7.1	Enclosure .....	13
7.2	Accessories .....	14
7.3	Sterilisation :.....	14
8	Malfunction .....	14
9	After-sales service and warranty .....	15
10	Disposal.....	16
10.1	Accessories .....	16
10.2	Electronics.....	16
11	Transport and storage .....	16
12	Manufacturer .....	17
13	Guarantee certificate .....	19

## 2 Description and technical information

-This user and maintenance manual is published to help you get to grips with your appliance from the initial reception phase, through commissioning, to the subsequent stages of use and maintenance.
















If you have any difficulty in understanding this manual, contact the manufacturer, Électronique du Mazet, your dealer or distributor.

-This document must be kept in a safe place, protected from atmospheric agents, where it cannot be damaged.

This document guarantees that the devices and their documentation are technically up-to-date at the time of marketing. However, we reserve the right to make changes to the device and its documentation without any obligation to update these documents.

-In the case of transfer of the device to a third party, it is obligatory to inform Électronique du Mazet of the details of the new owner of the device. It is imperative to provide the new owner with all documents, accessories and packaging relating to the appliance.

## 2.1 Symbols used

	<b><u>Warning:</u></b> this logo draws your attention to a specific point
	<b><u>Operating instructions:</u></b> this logo informs you that the operating instructions must be read for safe use of the appliance
	<b><u>Type B applied part:</u></b> applied part in contact with the patient and which can be connected to earth.
	<b><u>Recycling:</u></b> This appliance should be disposed of at an appropriate collection and recycling facility. Consult the manufacturer.
	<b><u>Protective earth</u></b>
	<b><u>Fuse</u></b>
	<b><u>Caution: Switching the</u></b> appliance off and on
	Alternating current
	Serial number
	Manufacturer
	Date of manufacture
	Country of manufacture
	Product reference
	CE marking (Conformité Européenne)
	Non-ionising electromagnetic radiation

## ***2.2 Technical specifications***

### **2.2.1 General characteristics**

- Operating temperature: 0°C to 40°C.
- Storage temperature: -40°C to 70°C.
- Operating relative humidity: 30% to 75%.
- Operating altitude: < 2000 metres

### **2.2.2 Technical data**

- Housing dimensions: 320 x 305 x 116 mm
- Housing weight: .4,5 Kg.
- Case colour: White.
- Power supply: 110-230VAC - 50/60Hz
- Power consumption: 50VA (230VAC)
- Fuses: 2x size 5x20mm - T3.15A-250V.
- Class I electrical equipment.
- Power on indication: Green light and logo illumination.
- Type B applied part

### 2.2.3 Accessories

This device is delivered with the following accessories as standard:

A pair of pressure therapy boots and a set of 10 hygiene girdles.

The use of accessories not recommended by the manufacturer does not engage his responsibility

Indicate essential accessories (e.g. hygiene sheaths, disinfectants etc. ....)

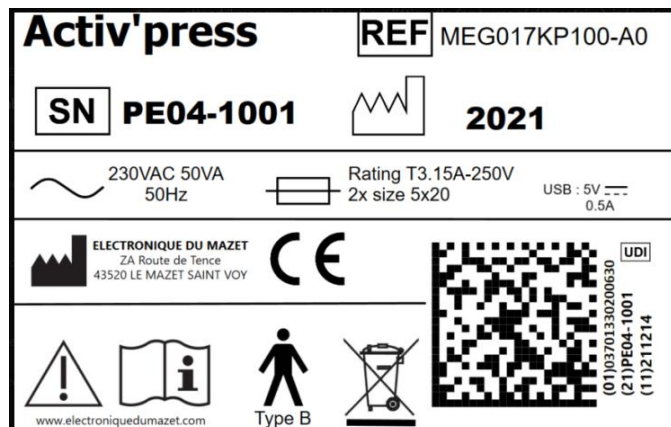
The following accessories can be purchased separately:

- Sleeve for upper limb treatment
- Belt for abdominal treatment.
- Cap to use only one accessory.

## 2.3 Nameplate label


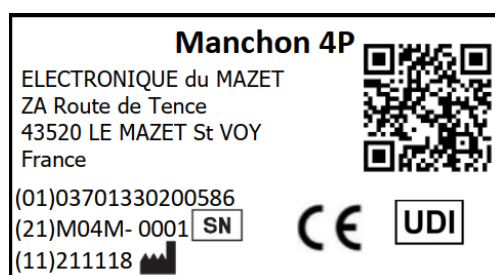

The information and characteristics are given on the back of each appliance on a label.

### 2.3.1 Device nameplate





## 2.3.2 Accessory nameplate label



### 3 Warnings



**CAUTION:** Install the appliance on a flat, stable surface . Do not block the rear ventilation openings (no objects closer than 4 cm).



**CAUTION:** Power strips must not be placed on the floor. No other electrical appliance or power strip should be connected to the power strip.



**CAUTION:** The appliance must be connected to an outlet with a grounding terminal (Class I electrical appliance).



**CAUTION:** The unit must be positioned so that the mains cable is freely accessible in case of emergency.



**CAUTION:** In case of emergency, disconnect the mains cable directly from the unit.



**CAUTION:** No modifications to the device are permitted. It is strictly forbidden to open the housing of the device.



**CAUTION:** The device complies with applicable electromagnetic compatibility standards. If you experience interference or other problems with another device, contact Électronique du Mazet or the distributor for advice on how to avoid or minimize the problem.



**CAUTION:** Operating altitude below 2000m.  
The performance of the aircraft decreases with altitude.



**CAUTION:** The appliance must be used with the accessories supplied by the manufacturer

## 4 Precautions

### 4.1 Risks residual

#### 4.1.1 Mains failure

In the event of a power failure during treatment, it is advisable to disconnect the pneumatic connectors from the back of the device to relieve pressure on the limbs.

#### 4.1.2 Treated areas

The areas treated by the device are the lower or upper limbs.

## 5 Installation of the appliance

Open the carton, remove the accessories and the appliance.

Remove the lightweight plastic wrappings covering the unit.  
Check the contents of the box against the **packing list** included with the documentation.

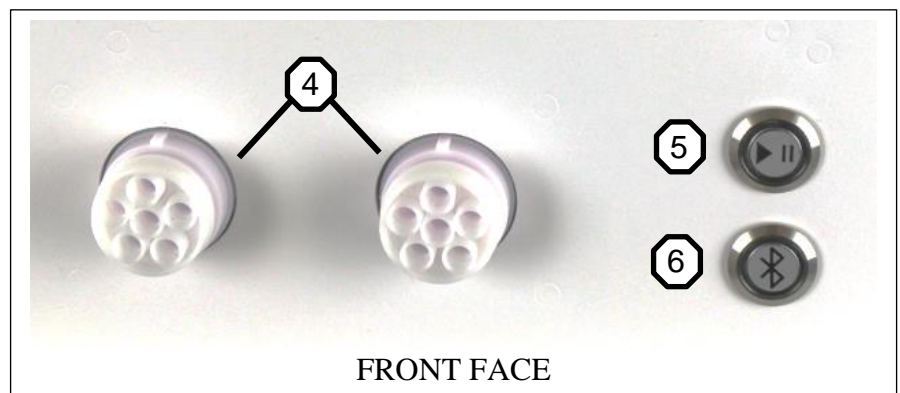

Check that the contents of the box are not damaged; if you have any doubts about the integrity of the appliance or its accessories and that the correct operation of the appliance could be questioned, contact Électronique du Mazet

If the appliance was stored in a cold place and there was a risk of condensation, let the appliance stand for at least 2 hours at room temperature before switching on.

Before using the appliance for the first time, it is advisable to clean it and its accessories (see **§ Maintenance**).

Install the device on a stable stand at working height and out of the patient's environment.

## **5.1 Functions and connections of the device :**



- 1- Mains socket
- 2- On / Off switch
- 3- USB output 5V - 0.5 A
- 4- Accessory connectors
- 5- Play/Pause button
- 6- Bluetooth connection button

## **6 User's manual**

### **6.1 Handling the device**

#### **6.1.1 Powering up / starting up**

Connect the mains cable and switch on the appliance using the switch located at the back of the appliance (Position I: On / Position 0: Off) (See § Installing the appliance). The device lights up.

#### **6.1.2 Stand-alone mode of operation**

Connect the accessories to the unit. Press the 'On' button to start the pre-recorded treatment, duration 20min. (factory default 'Aesthetic Drainage'). During the treatment the green light is steady. When the treatment is finished it will flash and the logo will be turned off.

During processing, a short press on 'On' will pause (flashing green) and a long press will stop (logo and buttons off).

## 6.1.3 Operating mode with Activ'PRESS application

### 6.1.3.1 Installation of the application

Go to the store to install the application: Activ'Press

Warning: only works with android 8.0 and above

### 6.1.3.2 Use

- Launch the application on the tablet
- On the device press the Bluetooth button.
- While this is flashing, make the association with the tablet.
- Once the association is made, choose the appropriate programme.

## 6.2 Contraindications

This appliance **must not be used** in the following cases:

- When the treatment area has cancerous lesions.
- When the treatment area has open wounds.
- When the treatment area is acutely inflamed.
- Haemarthrosis and acute trauma with haematoma.
- Deep vein thrombosis
- Infections (erysipelas, lymphangitis)
- Severe arterial disease (stages 3 & 4)
- Untreated heart failure
- Hemophilia
- Hair fragility
- Dermatitis

The contraindications are not exhaustive and we advise the user to seek advice in case of doubt.
--

## 7 Maintenance, servicing

**The device is designed to last for 5 years.**

**To ensure that the performance of the device is maintained throughout its life, it is necessary to have the device checked by Electronique du Mazet technicians every 2 years.**

### 7.1 Housing

The enclosure only requires normal, periodic cleaning of its external surface, which may become dirty. The same applies to cords, hoses, ....

**Be sure to unplug the power cord before cleaning.**

## ***7.2 Accessories***

In order to ensure perfect hygiene, it is essential to systematically clean all material and equipment in direct contact with the patient.

## ***7.3 Sterilization:***

This device is not sterile,  
Accessories are / are not sterile

# **8 Malfunction**

If you notice a malfunction that is not commented on in the documents accompanying the appliance (see below), please inform your dealer or the manufacturer.

In the case of shipping the device, please observe the following instructions:

- Decontaminate and clean the unit and its accessories.
- Use the original packaging, including the retaining flanges.
- Attach all accessories to the appliance.
- Set up the various elements.
- Ensure that the packaging is properly sealed.

Shipping address :

**Electronique du Mazet  
ZA Route de Tence  
43520 Le Mazet St Voy**

**Tel: (33) 4 71 65 02 16**

**Fax: (33) 4 71 65 06 55**

**E-mail: [sav@electroniquedumazet.com](mailto:sav@electroniquedumazet.com)**

Possible malfunctions :

<b>Description of the anomaly</b>	<b>Possible causes</b>	<b>Actions</b>
Device switched off	Problem with the electricity network	Check the mains connection
	Fuses out of order	Check and change fuses
Accessory inflation problem	Wrong connection	Check the connection of the accessories
	If only one used, cap missing	Check that the plug and the accessory are properly connected

If the device is dropped or if water penetrates, it is imperative to have the device checked by Électronique du Mazet to exclude any risk (patient and user) related to the use of the device

## 9 After-sales service and warranty

This appliance is guaranteed by your supplier under the conditions specified in this document, provided that :

- Only accessories supplied by Électronique du Mazet or its distributors should be used.
- Any modification, repair, extension, adaptation and adjustment of the appliance must be carried out by Électronique du Mazet or its authorised distributors for these operations.
- The working environment meets all regulatory and legal requirements.
- The appliance may only be used by competent and qualified personnel. Use must be in accordance with the instructions in this user's manual.
- Treatments should only be used for the applications for which they are intended and which are described in this manual.
- The appliance must be regularly maintained according to the manufacturer's instructions.
- All legal requirements for the use of this device are met.
- The appliance uses only consumables or semi-consumables supplied or specified by the manufacturer.
- Machine parts and spare parts must not be replaced by the user.

Inappropriate use of this appliance or neglect of maintenance relieves Électronique du Mazet and its authorised distributors of all responsibility for defects, breakdowns, malfunctions, damage, injuries and the like.

The warranty is void if the operating instructions in this manual are not strictly followed.

**The warranty period is 24 months from the date of delivery of the device.**

**Accessories are guaranteed for 6 months from the date of delivery of the appliance.**

**Consumables and semi-consumables are not guaranteed.**

**Transport and packaging costs are not included in the guarantee.**

**Électronique du Mazet, or its distributor, undertakes to provide the drawings, spare parts list, instructions and tools necessary to repair the appliance on the sole condition that qualified technical personnel have been trained on this specific product.**

## **10 Disposal**

### ***10.1 Accessories***

As soon as any damage to an accessory is detected, the product must be cleaned with a broad spectrum disinfectant and returned to the manufacturer.

### ***10.2 Electronics***

If the appliance no longer functions or is unusable, it should be returned to the manufacturer or taken to a Récyllum collection point.

As part of its commitment to the environment, Électronique du Mazet finances the Récyllum recycling network dedicated to WEEE Pro, which takes back free of charge electrical lighting equipment, control and monitoring equipment, and used medical devices (more information on [www.recyllum.com](http://www.recyllum.com) ).



## **11 Transport and storage**

The appliance must be transported and stored in its original packaging or in packaging that protects it from external damage.

Store in a clean, dry place at room temperature



## 12 Manufacturer

Électronique du Mazet is a company located in the heart of the Massif Central. Originally a simple manufacturer of electronic cards, over the years it has developed its own brand of medical equipment, mainly for physiotherapy.

Today, EDM studies, develops, manufactures and markets pressotherapy, depressotherapy and electrotherapy (pelvic floor rehabilitation) equipment.

For further information, please do not hesitate to contact us.

***SAS Électronique du Mazet***  
***ZA Route de Tence***  
***43520 Le Mazet St Voy***  
**Tel: +33 (0)4 71 65 02 16**  
**Fax: +33 (0)4 71 65 06 55**



[facebook.com/electroniquedumazet](https://facebook.com/electroniquedumazet)



[www.electroniquedumazet.com](http://www.electroniquedumazet.com)




**ELECTRONIQUE DU MAZET**

**ZA ROUTE DE TENCE  
43520 LE MAZET SAINT VOY**

**Tél : +33 4 71 65 02 16  
Mail : [sav@electroniquedumazet.com](mailto:sav@electroniquedumazet.com)**

Your dealer / distributor :

A large, empty rounded rectangle with a dark blue border, intended for the user to enter the name of their dealer or distributor.

## 13 Certificate of guarantee

### Certificate of Guarantee

**This form must be returned to Electronique du Mazet within 15 days of installation or receipt of the equipment.**

I, .....

Organization: .....

Address: .....

.....

.....

Declares that it has received the device ..... n° ..... in working order.

I have received all the necessary instructions for its use, maintenance, care, etc...

I have read the instruction manual and noted the warranty and service conditions.

In the event that Electronique du Mazet or its distributors do not receive this form duly completed and signed within one month of delivery, Electronique du Mazet will be relieved of all responsibility with regard to the guarantee and after-sales service, or any other consequence due to misuse of the appliance.

Done at ..... on .....

Signature

User :

**Your distributor :**

**To be returned to :**

Electronique du Mazet  
Z.A. Route de Tence  
43520 Le Mazet St Voy

